

## Série HTQF - 680-920-1080



Série semi-automatique , avec tapis de déchargement paquets

Série HTT 920 et 1080 avec tête pivotante 180 °



HTQF 680 : 680 x 460 mm mm HTQF 920 : 920\*680 mm HTQF-1080: 1080\*780 mm

Lien vidéo : [URL: https://youtu.be/x6iojSRz4Bg](https://youtu.be/x6iojSRz4Bg)

<b>Machine technical parameters</b>			
Model	HTQF-680	<b>HTQF-920</b>	HTQF-1080
Max sheet size	680*460 mm	<b>920*680 mm</b>	1080*780 mm
Min sheet size	400*300 mm	<b>550*400 mm</b>	650*450 mm
Max pile height	100 mm	<b>100 mm</b>	100 mm
Min pile height	40 mm	<b>40 mm</b>	40 mm
Work table height	850 mm	<b>850 mm</b>	850 mm
Max. product size to be punched out	230*230 mm	<b>320*320 mm</b>	360*360 mm
Min. product size to be punched out	30*30 mm	<b>30*30 mm</b>	30*30 mm
Stripping speed	15-22 times/min	<b>15-22 times/min</b>	15-22 times/min
Max. force	70 bar	<b>70 bar</b>	70 bar

<b>Rotating mould technical parameters</b>		
Model	<b>HTT-920</b>	HTT-1080
Trip	<b>0-180 degrees</b>	0-180 degrees
Rotating speed	<b>10-80 degree/second</b>	10-80 degree/second
Air consumption	<b>1 L/min</b>	1 L/min
Air source	<b>4-7 bar</b>	4-7 bar
Power supply voltage	<b>220V, 50HZ</b>	220V, 50HZ
Power consumption	<b>0.75KW</b>	0.75KW


<b>Machine installation data</b>			
Model	HTQF-680	<b>HTQF-920</b>	HTQF-1080
Machine width	1910 mm	<b>2400 mm</b>	2760 mm
Machine depth	1480 mm	<b>1800 mm</b>	2070 mm
Machine height	1940 mm	<b>1940 mm</b>	1960 mm
Net weight	1200 Kgs	<b>1600 Kgs</b>	2000 Kgs
Air source	4-7 Bar	<b>4-7 Bar</b>	4-7 Bar
Air consumption	2 L/min	<b>2 L/min</b>	2 L/min
Power supply voltage	360V-420V,50/60HZ	<b>360V-420V,50/60HZ</b>	360V-420V,50/60HZ
Power consumption	2 A	<b>2 A</b>	2 A
Insurance current	10 A	<b>10 A</b>	10 A
Input power	3 phase	<b>3 phase</b>	3 phase

<b>Manipulator arm technical parameters</b>			
Model	HTR-1200 (for 680)	<b>HTR-1300 (for 920)</b>	HTR-1400 (for 1080)
Trip	1200 mm	<b>1300 mm</b>	1400 mm
Clamping range	30-120 mm	<b>30-150 mm</b>	30-180 mm
Clamping weight	50-1000 g	<b>50-1200 g</b>	50-1500 g
Empty running speed	5-50 m/minute	<b>5-50 m/minute</b>	5-50 m/minute
Air source	4-7 bar	<b>4-7 bar</b>	4-7 bar
Air consumption	1 L/min	<b>1 L/min</b>	1 L/min
Power supply voltage	220V, 50HZ	<b>220V, 50HZ</b>	220V, 50HZ
Power consumption	0.4KW	<b>0.4KW</b>	0.4KW
Net weight	150 kg	<b>180 kg</b>	200 kg


**Groupe Hydraulique**



**Lubrification automatique**




**Bras automatique sur guide  
A billes, et protection moteur**



**Sécurité système**



**Système de doigts**




## Systeme tapis de sortie



## Composants installés dessus

Item	Model	Brand	Brand origin
DC power supply	NES-100-24	Schneider	French
Relay	RXM2AB2BD(DC240V)	Schneider	French
AC contactor	LC1-0910	Schneider	French
Thermal overload relay	3UA59(6.3-10A)	Schneider	French
Button	XB2BA11C	Schneider	French
4-position switch	XD2PA24CR	Schneider	French
Knob	XB2BD2C	Schneider	French
proximity switch	XS212BLNBL2C	Schneider	French
Servo motor	F-H08AF2	Evta	China
Thermal overload relay	3UA5240-1K	Siemens	Germany
Leakage protection air switch of general power supply	BKN-D16-3	GL	South Korea
Leakage protection air switch of independent power supply	BKN-D6-1	GL	South Korea
Touch screen	10.4"	Weinview	Taiwan
Micro-computerized controller	AFPXHC40-F	Panasonic	Japan



Images d'installation Chine

